

Titan Series - Combination Warmers



Warm your blankets and fluids for busy emergency rooms, operating rooms and labor and delivery units in the convenient, reliable and affordable Titan Series combination warmers. Separate controls ensure that blankets and fluids are safely and accurately heated to recommended temperatures. Improve recovery time by efficiently warming patients from admission to discharge, reducing surgical site infections.

The durable, heavy-duty stainless steel Titan Series combination warmers quickly and efficiently heat blankets and fluids to precise temperatures using the digital control, ensuring your warmed fluids meet healthcare guidelines for IV and irrigation fluids.

WarmSafe Zone Heating: Heat is evenly balanced throughout the chamber to provide safe fluid warming.

Durable: The affordable, rugged stainless steel (201 & 430) cabinets are made to last and work just as hard as you do.

Convenient: Easily switch between a fully functional fluid or blanket warmer by using the TriMode Capability in the top chamber.

Glass Window: The glass window allows staff to take an immediate inventory of the amount of warmed fluids and blankets available.

Service: Our worldwide support team is dedicated to providing quality equipment. We walk with you every step of the way to maximize your return on investment:

Made in the USA with a commitment to quality

Warranty: 3-year parts, 1-year labor (US/Canada only)

An ISO 13485:2016 certified company

Standard Features

- Dual chamber with two (2) windowed doors.
- One TriMode chamber allowing for 3 different modes of warming.
- Stainless steel exterior and interior.
- Programmable control with temperature lock feature.
- One (1) adjustable shelf in the bottom compartment.
- EC1350BL can either be mounted to the wall or bolted to the floor
 1. Wall-mount bracket and hardware standard
 2. Floor mount footing standard (hardware excluded) - HCAI-ready (OPM-0562-19)
- EC1850BL ONLY: Four (4) 5" casters with brakes (2 swivel, 2 rigid)

Blanket Capacity



42	EC1350BL Bottom Chamber: 24-30; Top Chamber: 9-12
54	EC1850BL Bottom Chamber: 30-40; Top Chamber: 10-14

Fluid Capacity



56	EC1350BL Bottom Chamber: 32 (1) liter irrigation bottles ; Top Chamber: 24 (1) liter bottles/20 (1) liter bags
62	EC1850BL Bottom Chamber: 32 (1) liter irrigation bottles Top Chamber: 30 (1) liter bottles/24 (1) liter bags



EC1350BL



EC1850BL

Temperature



TEMPERATURE

Adjustable temperature range of

32°-71°C (90°-160°F) adjustable blanket mode

32°-40°C (90°-104°F) adjustable injection mode

32°-66°C (90°-150°F) adjustable irrigation mode

Accurate temperature

IRR +0/-1.67°C (-3°F)

INJ +0/-1.10°C (-2°F)

Configurations (select one of each)

Door Assembly

☐ Windowed door (standard) ☐ Solid door

Size

☐ 13.3 ft³ ☐ 13.3 ft³ Built-in
☐ 13.3 ft³ P/T ☐ 18.5 ft³

Door Swing

☐ Right hinged (standard) ☐ Left hinged

Door Lock

☐ No lock (standard) ☐ Manual

TempTrak assembly - external transmitter kit 900MHZ

(US/Canada only)

☐ No TempTrak (standard) ☐ TempTrak

Electrical

☐ 120V 1PH ☐ 220V 1PH ☐ 230V 1PH

Accessories (select all that apply)

Feet

☐ Foot kit for EC1850BL (5021814)

Built-in Trim Kit

☐ Trim kit

Seismic Mounting

Special installation requirements apply

☐ HCAI-ready floor mounting (standard on EC1350BL)

☐ Contact factory (EC1850BL)

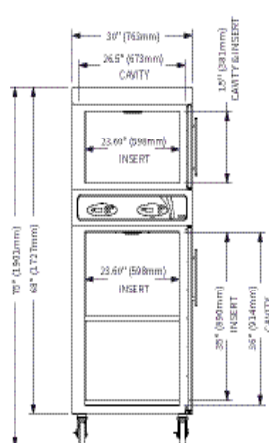
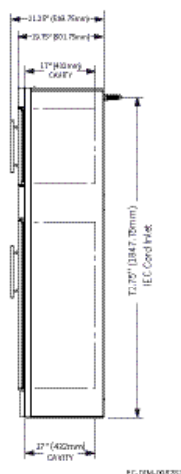
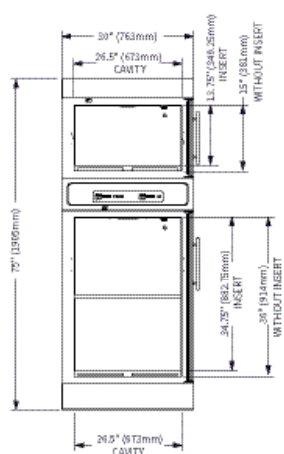
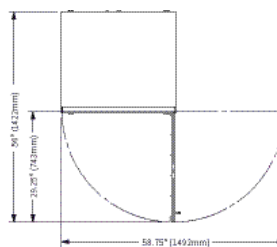
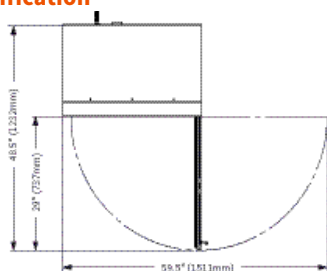
Titan Series Combination Warming Cabinets



Specification

EC1350BL

EC1850BL



CLEARANCE

EC1350BL*

Top: 1"

Sides: 1"

Bottom: 1/2"

Back: 2"

EC1850BL

Top: 1"

Sides: 2"

Bottom: 1/2"

Back: 4"

* see manual for built-in requirements



DIMENSIONS

Model

Exterior (H x W x D)

Interior (H x W x D)

Net Weight

EC1350BL

75" (1905mm) x 30" (762mm) x 21.25" (540mm)

51" (1295mm) x 26.5" (673mm) x 17" (432mm)

336lbs (152kg)

EC1850BL

75" (1905mm) x 30" (762mm) x 28.5" (724mm)

51" (1295mm) x 26.5" (673mm) x 23.75" (603mm)

457lbs (207kg)

Ship Dimensions (L x W x H)*

Ship Weight*

EC1350BL

38" x 35" x 82"

407 lbs

EC1850BL

38" x 35" x 82"

528 lbs



IPX-0

*Domestic ground shipping information. Contact factory for export weight and dimensions.



ELECTRIC

	V	Ph	Hz	A	kW	Plug Configuration
EC1350BL	120	1	50/60	10	1.2	NEMA 5-15P; 15A 125V Plug; Hospital Grade
	220	1	50/60	5	1.1	CEE 7/7 220-230V Plug
	230	1	50/60	4.8	1.1	BS 1363 Plug; CEE 7/7 220-230V Plug
EC1850BL	120	1	50/60	11	1.3	NEMA 5-15P; 15A 125V Plug; Hospital Grade
	220	1	50/60	5.5	1.2	CEE 7/7 220-230V Plug
	230	1	50/60	5.6	1.3	BS 1363 Plug; CEE 7/7 220-230V Plug

*Other international plugs are available, contact the manufacturer for more information.

**Electrical connections must meet all applicable federal, state and local codes.

CONTACT US

4000 S.E. Columbia Way | Vancouver, Washington 98661 | U.S.A.
Phone: 800-822-3501 | enthermics.com