

Titan Series



Multi-Purpose Warmers

Warm your blankets or fluids in our single cavity TriMode warming cabinets. Blankets and fluids are warmed quickly and efficiently using WarmSafe™ zone heating technology, which provides a safe even heat by adjusting temperature throughout the cabinet. Our digital TriMode control allows you to choose the proper warming mode to ensure that blankets and fluids are safely and accurately heated to recommended temperatures meeting healthcare guidelines for IV and irrigation fluids.

Improve recovery time by efficiently warming patients from admission to discharge, reducing surgical site infections.

WarmSafe Zone Heating: Heat is evenly balanced throughout the chamber to provide safe blanket and fluid warming.

Durable: The affordable, rugged stainless steel cabinets are made to last and work just as hard as you do.

Convenient: Easily switch between a fully functional fluid or blanket warmer by using the TriMode capability.

Glass Window: The glass window allows staff to take an immediate inventory of the amount of warmed fluids or blankets available.

Service: Our worldwide support team is dedicated to providing quality equipment. We walk with you every step of the way to maximize your return on investment.

Mobile: Optional casters or mobile cart

Made in the USA with a commitment to quality

Warranty: 3-year parts, 1-year labor (US/Canada only)

An ISO 13485:2016 certified company

Standard Features

- Single chamber with windowed door.
- TriMode chamber allowing for 3 different modes of warming
- Stainless steel exterior and painted steel interior
- Programmable control with temperature lock feature
- EC550BL (24" depth) comes standard with one adjustable (1) shelf
- Four (4) non-skid rubber feet

Blanket Capacity



CAPACITY

18 **EC550BL (18" depth)**
TriMode chamber: 14-18

20 **EC550BL (24" depth)**
TriMode chamber: 16-20

Fluid Capacity



CAPACITY

24 **EC550BL (18" depth)**
24 (1) liter bottles/20 (1) liter bags

48 **EC550BL (24" depth)**
30 (1) liter bottles + 36 (0.5) liter bottles/48 (1) liter bags

Temperature



TEMPERATURE

Adjustable temperature range of

- 32°-71°C (90°-160°F) adjustable blanket mode
- 32°-40°C (90°-104°F) adjustable injection mode
- 32°-66°C (90°-150°F) adjustable irrigation mode

Accurate temperature

- IRR +0/-1.67°C (-3°F)
- INJ +0/-1.10°C (-2°F)

* Units shown with IV bags, irrigation bottles and blankets for illustration purposes only! Warming mode should be selected based on content!



EC550BL - 18" depth



EC550BL (24" depth) - shown with optional basket & casters

Configurations (select one)

Door Assembly

- Windowed door (standard) Solid door

Size

- 18" depth 24" depth
- 18" depth Built-In 24" depth Built-In

Door Swing

- Right hinged (standard) Left hinged

Door Lock

- No lock (standard) Manual
- Electronic (not available on solid door)

Baskets/Shelf

- 18" Depth (No Basket/No Shelf)
- 24" Depth (One Shelf Standard)
- 24" Depth (One Basket/One shelf Optional)

TempTrak assembly - external transmitter kit 900MHZ

- No TempTrak (standard) TempTrak

Electrical

- 120V 1PH 220V 1PH 230V 1PH

Accessories (select all that apply)

Bumper and Caster Assembly 3" (76mm) casters, 2 rigid, 2 swivel with Brake; overall height increases by 5" (127mm)

- 18" depth (5032149)
- 24" depth (5031737)

Caster with plate 3" (76mm) casters, 2 rigid, 2 swivel with Brake; overall height increases by 5"

- 18" depth (5032147)
- 24" depth (5031707)

Cart, Mobile 34" H; 32.5" W; 29.5" D

- 3.5" casters, 2 swivel, 2 with brake (500205)

Anchorage

- Anti-tip bracket (1014403)

Labels

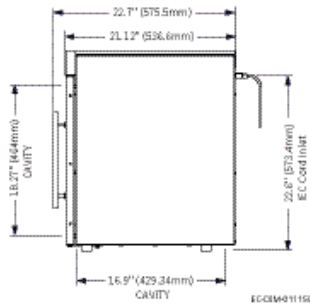
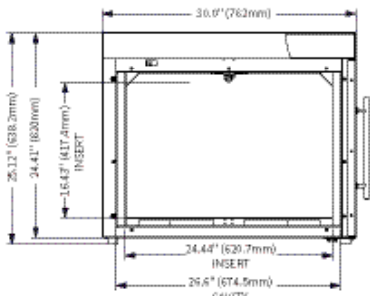
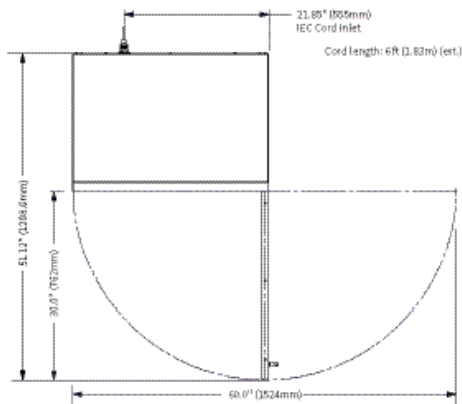
- Pediatric Label (LA-46987)

Stacking Kits not available with casters

- 18" depth double-stacked (5032275)
- 24" depth double-stacked (5032274)

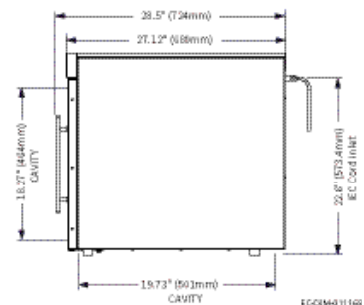
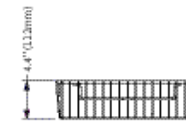

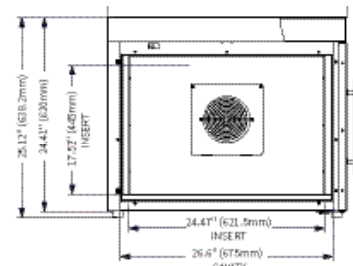
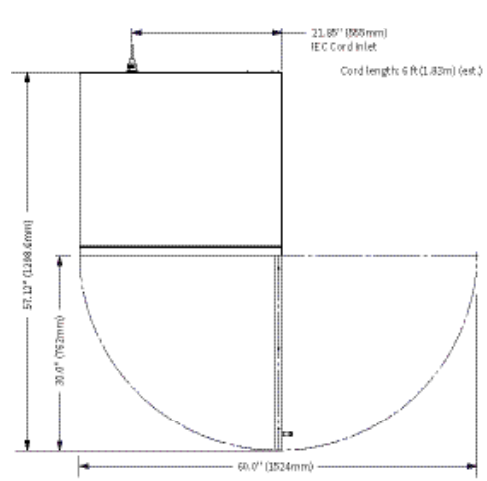
Titan Series Multi-Purpose Warmers

EC550BL - 18" depth



ECCEM4011150

EC550BL - 24" depth



ECCEM4011160

Titan Series Multi-Purpose Warmers

Specification



CLEARANCE

18" *	24" *
Top: 0.5"	Top: 0.5"
Sides: 0.5"	Sides: 0.5"
Bottom: 0.5"	Bottom: 0.5"
Back: 0.5"	Back: 0.5"

* see manual for built-in requirements



DIMENSIONS

Model	Exterior (H x W x D)	Interior (H x W x D)	Net Weight
18"	25.12"(638mm) x 30"(762mm) x 21.12"(536mm)	18.27"(464mm) x 26.6"(676mm) x 16.9"(429mm)	105 lbs (48kg)
24"	25.12"(638mm) x 30"(762mm) x 28.5"(724mm)	18.27"(464mm) x 26.6"(676mm) x 19.73"(501mm)	135 lbs (61kg)
Model	Exterior (H x W x D) excluding feet and stainless handle		
18"	24.25"(616mm) x 30"(762mm) x 20.5"(521mm)		
24"	24.25"(616mm) x 30"(762mm) x 26.5"(673mm)		
	Ship Dimensions (L x W x H)*		Ship Weight*
18"	35" x 35" x 41"		185 lbs
24"	35" x 35" x 41"		215 lbs

*Domestic ground shipping information. Contact factory for export weight and dimensions.



ELECTRIC

	V	Ph	Hz	A	kW	Plug Configuration
18"	120	1	60	4.2	0.5	NEMA 5-15P; 20A 125V Plug; Hospital Grade
	220	1	50/60	2.3	0.5	CEE 7/7 220-230V Plug
	230	1	50/60	2.2	0.5	BS 1363 Plug; CEE 7/7 220-230V Plug
24"	120	1	60	5.8	0.7	NEMA 5-20P; 20A 125V Plug; Hospital Grade
	220	1	50/60	3.2	0.7	CEE 7/7 220-230V Plug
	230	1	50/60	3.0	0.7	BS 1363 Plug; CEE 7/7 220-230V Plug



*Other international plugs are available, contact the manufacturer for more information.

**Electrical connections must meet all applicable federal, state and local codes.

CONTACT US

4000 S.E. Columbia Way | Vancouver, Washington 98661 | U.S.A.
 Phone: 800-822-3501 | enthermics.com